



**STRONGHOLD<sup>®</sup> Cases from Gemstar<sup>®</sup> offer MIL-STD durability and airtight protection for high-value cargo. Featuring rotationally-molded double walls and thick corners STRONGHOLD is the choice for rugged, versatile and dependable protection.**

#### **Standard Features**

- Rotationally molded, double-walled durability
- IP67 rated; watertight, airtight and dust-proof with automatic pressure relief valve
- Meets or exceeds MIL-STD 810F and meets military LLRC standards\*
- Recessed, heavy-duty black stainless steel hardware
- Field serviceable hardware
- Spring-loaded handles
- Tongue & groove construction with gasket
- Interlocking, stackable design
- Choice of 10 standard colors
- Guaranteed Performance\*

\* See website for guarantee details, complete certifications and test procedures.

#### **Standard Models**

- SH1612-0410
- SH1612-1103
- SH1612-1110

#### **Standard and Custom Options**

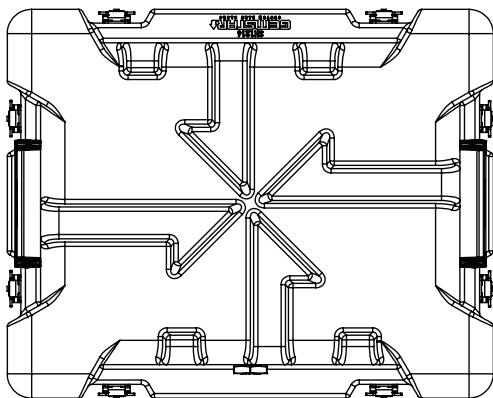
• Offering a robust selection of custom features, colors, and sizes. For more information visit **Gemstarmfg.com**, or contact your local Distributor or Sales Manager.

#### **Standard Color Options\*\***



\*\* Colors are approximate and are for visual purposes only.

## SH1612-0410 Top Profile

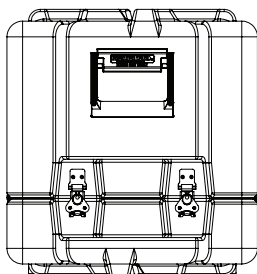
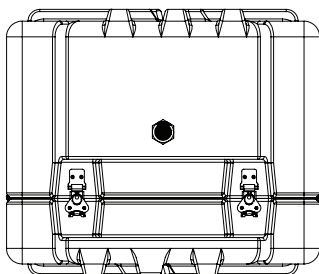


### MODEL NUMBER KEY

**SH16 12-04 10**

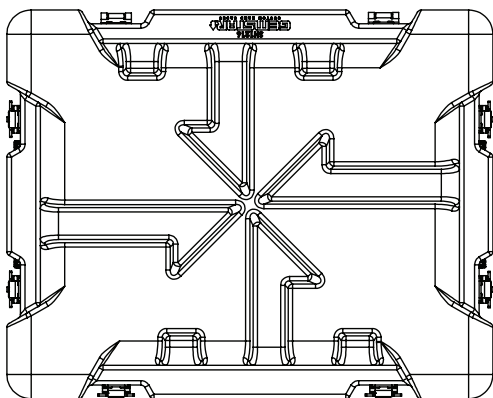
Length ———— Lid  
Width ———— Base  
Model numbers refer to interior dimensions

## SH1612-0410 Side and End Profile



Nominal INT Dimension	16.8"L x 12.8"W x 15.1"D 426L x 325W x 382D mm
Base Depth	4.2" 106 mm
Lid Depth	10.9" 276 mm
Nominal EXT Dimension	20.0"L x 16.0"W x 17.0"D 508L x 406W x 431D mm
Approx. Weight	16.7 lbs 7.6 kg
Features	<ul style="list-style-type: none"> <li>• Removable lid</li> <li>• Textured plastic handles (2)</li> <li>• PRV</li> </ul>

## SH1612-1103 Top Profile



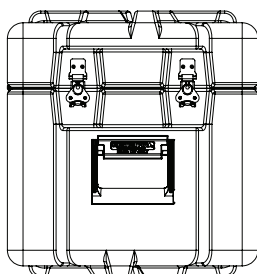
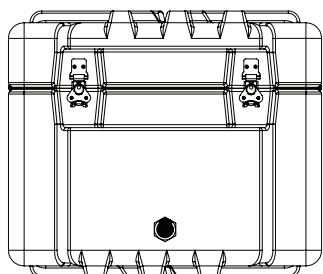
### MODEL NUMBER KEY

**SH16 12-11 03**

Length ————  
Width ————  
Model numbers refer to interior dimensions

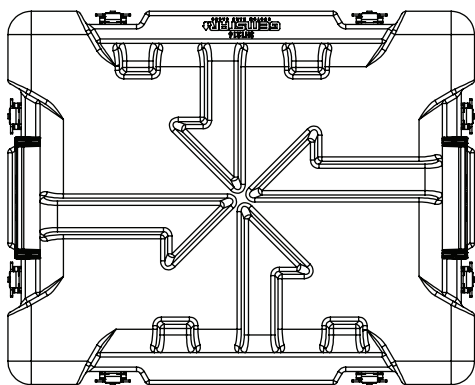
Lid ————  
Base ————

## SH1612-1103 Side and End Profile



Nominal INT Dimension	16.8"L x 12.8"W x 15.1"D 426L x 325W x 382D mm
Base Depth	11.3" 287 mm
Lid Depth	3.8" 96 mm
Nominal EXT Dimension	20.0"L x 16.0"W x 17.0"D 508L x 406W x 431D mm
Approx. Weight	16.7 lbs 7.6 kg
Features	<ul style="list-style-type: none"> <li>• Hinged lid</li> <li>• Textured plastic handles (2)</li> <li>• PRV</li> </ul>

## SH1612-1110 Top Profile



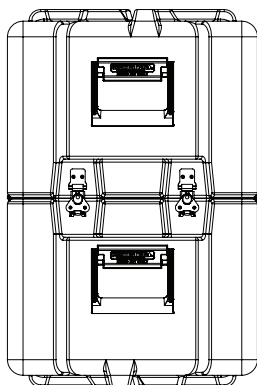
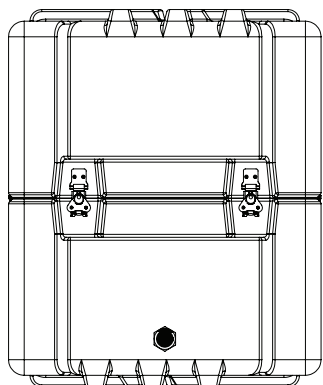
### MODEL NUMBER KEY

**SH16 12-11 10**

Length ————  
Width ————  
Model numbers refer to interior dimensions

Lid ————  
Base ————

## SH1612-1110 Side and End Profile



Nominal INT Dimension	16.8"L x 12.8"W x 22.2"D 426L x 325W x 563D mm
Base Depth	11.3" 287 mm
Lid Depth	10.9" 276 mm
Nominal EXT Dimension	20.0"L x 16.0"W x 24.2"D 508L x 406W x 614D mm
Approx. Weight	20.7 lbs 9.4 kg
Features	<ul style="list-style-type: none"> <li>• Removable lid</li> <li>• Textured plastic handles (4)</li> <li>• PRV</li> </ul>