

SH2418 Series



STRONGHOLD[®] Cases from Gemstar[®] offer MIL-STD durability and airtight protection for high-value cargo. Featuring rotationally-molded double walls and thick corners STRONGHOLD is the choice for rugged, versatile and dependable protection.

Standard Features

- Rotationally molded, double-walled durability
- IP67 rated; watertight, airtight and dust-proof with automatic pressure relief valve
- Meets or exceeds MIL-STD 810F and meets military LLRC standards*
- Recessed, heavy-duty black stainless steel hardware
- Field serviceable hardware
- Spring-loaded handles
- Tongue & groove construction with gasket
- Interlocking, stackable design
- Choice of 10 standard colors
- Guaranteed Performance*

* See website for guarantee details, complete certifications and test procedures.

Standard Models

- SH2418-0504
- SH2418-0509
- SH2418-1004
- SH2418-1009

Standard and Custom Options

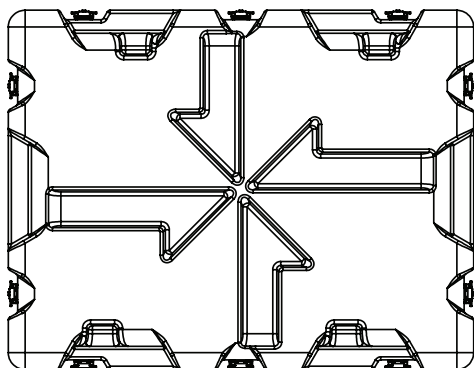
- Offering a robust selection of custom features, colors, and sizes. For more information visit **Gemstarmfg.com**, or contact your local Distributor or Sales Manager.

Standard Color Options**



** Colors are approximate and are for visual purposes only.

SH2418-0504 Top Profile



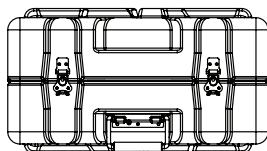
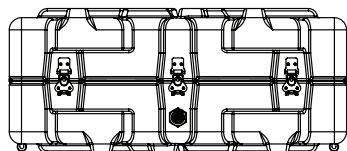
MODEL NUMBER KEY

SH24 18-05 04

Length ————
Width ————
Model numbers refer to interior dimensions

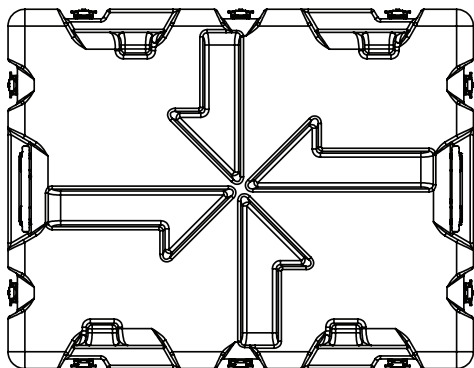
Lid ————
Base ————

SH2418-0504 Side and End Profile



Nominal INT Dimension	24.5"L x 18.2"W x 10.0"D 622L x 462W x 253D mm
Base Depth	5.2" 132 mm
Lid Depth	4.8" 121 mm
Nominal EXT Dimension	27.7"L x 21.4"W x 15.9"D 703L x 543W x 403D mm
Approx. Weight	21.5 lbs 9.8 kg
Features	<ul style="list-style-type: none"> • Removable lid • Stainless steel handles (2) • PRV

SH2418-0509 Top Profile

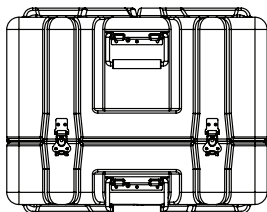
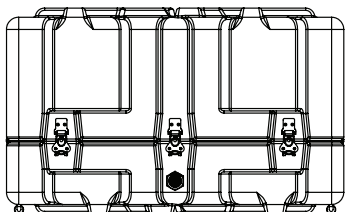


MODEL NUMBER KEY

SH2418-0509

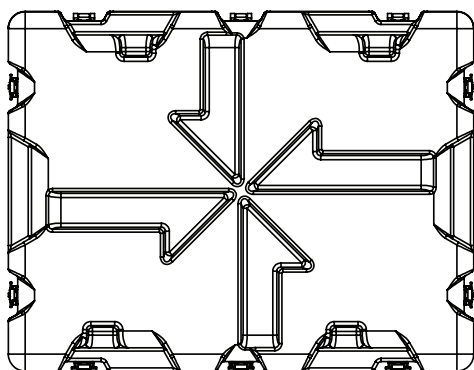
Length ———— Lid
Width ———— Base
Model numbers refer to interior dimensions

SH2418-0509 Side and End Profile



Nominal INT Dimension	24.5"L x 18.2"W x 15.0"D 622L x 462W x 380D mm
Base Depth	5.2" 132 mm
Lid Depth	9.8" 248 mm
Nominal EXT Dimension	27.7"L x 21.4"W x 16.9"D 703L x 543W x 429D mm
Approx. Weight	25.5 lbs 11.6 kg
Features	<ul style="list-style-type: none"> • Removable lid • Textured plastic handles (4) • PRV

SH2418-1004 Top Profile

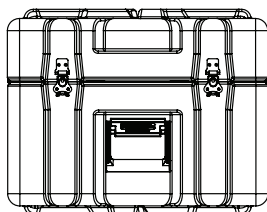
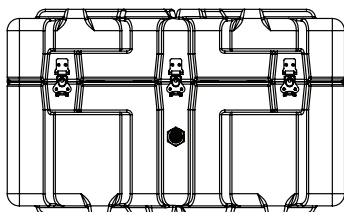


MODEL NUMBER KEY

SH2418-1004

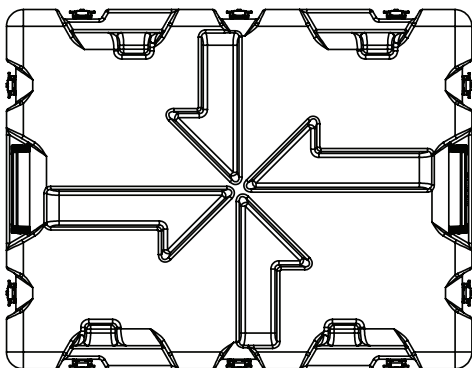
Length ———— Lid
Width ———— Base
Model numbers refer to interior dimensions

SH2418-1004 Side and End Profile



Nominal INT Dimension	24.2"L x 18.2"W x 15.0"D 614L x 462W x 380D mm
Base Depth	10.2" 259 mm
Lid Depth	4.8" 121 mm
Nominal EXT Dimension	27.7"L x 21.4"W x 16.9"D 703L x 543W x 429D mm
Approx. Weight	24.7 lbs 11.2 kg
Features	<ul style="list-style-type: none"> • Hinged lid • Textured plastic handles (2) • PRV

SH2418-1009 Top Profile

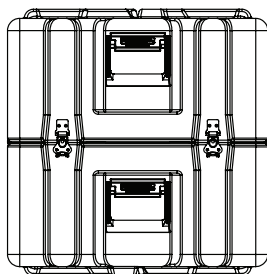
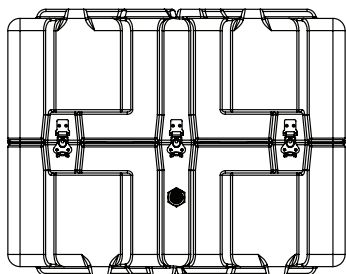


MODEL NUMBER KEY

SH24 18-10 09

Length ————
Width ————
Lid ————
Base ————
Model numbers refer to interior dimensions

SH2418-1009 Side and End Profile



Nominal INT Dimension	24.2"L x 18.2"W x 20.0"D 614L x 462W x 507D mm
Base Depth	10.2" 259 mm
Lid Depth	9.8" 248 mm
Nominal EXT Dimension	27.7"L x 21.4"W x 21.9"D 703L x 543W x 556D mm
Approx. Weight	28.7 lbs 13.0 kg
Features	<ul style="list-style-type: none"> • Removable lid • Textured plastic handles (4) • PRV