



**STRONGHOLD<sup>®</sup> Cases from Gemstar<sup>®</sup> offer MIL-STD durability and airtight protection for high-value cargo. Featuring rotationally-molded double walls and thick corners STRONGHOLD is the choice for rugged, versatile and dependable protection.**

#### **Standard Features**

- Rotationally molded, double-walled durability
- IP67 rated; watertight, airtight and dust-proof with automatic pressure relief valve
- Meets or exceeds MIL-STD 810F and meets military LLRC standards\*
- Recessed, heavy-duty black stainless steel hardware
- Field serviceable hardware
- Spring-loaded handles
- Tongue & groove construction with gasket
- Interlocking, stackable design
- Choice of 10 standard colors
- **Guaranteed Performance\***

\* See website for guarantee details, complete certifications and test procedures.

#### **Standard Models**

- SH2626-0906
- SH2626-2006

#### **Standard and Custom Options**

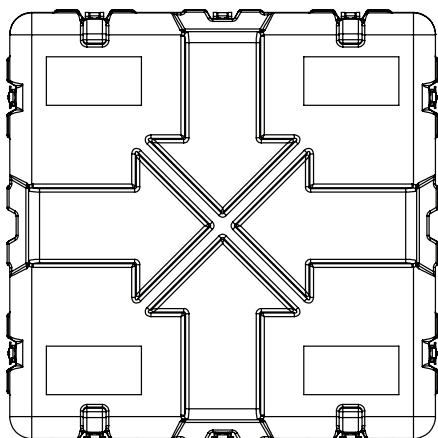
• Offering a robust selection of custom features, colors, and sizes. For more information visit **Gemstarmfg.com**, or contact your local Distributor or Sales Manager.

#### **Standard Color Options\*\***



\*\* Colors are approximate and are for visual purposes only.

## SH2626-0906 Top Profile



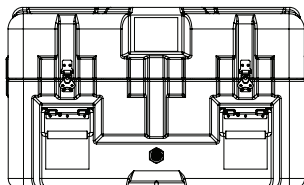
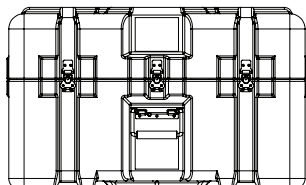
### MODEL NUMBER KEY

**SH26 26-09 06**

Length ————  
Width ————  
Model numbers refer to interior dimensions

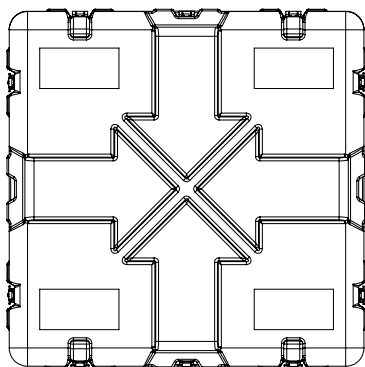
Lid ————  
Base ————

## SH2626-0906 Side and End Profile



Nominal INT Dimension	26.0"L x 26.0"W x 15.8"D 660L x 660W x 400D mm
Base Depth	9.8" 248 mm
Lid Depth	6.0" 152 mm
Nominal EXT Dimension	29.5"L x 29.5"W x 17.8"D 749L x 749W x 452D mm
Approx. Weight	29.7 lbs 13.5 kg
Features	<ul style="list-style-type: none"> <li>• Hinged lid</li> <li>• Textured plastic handles (6)</li> <li>• PRV</li> </ul>

## SH2626-2006 Top Profile



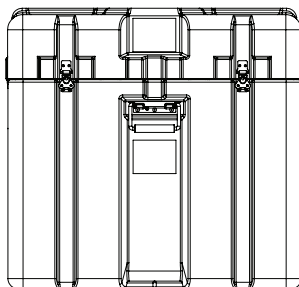
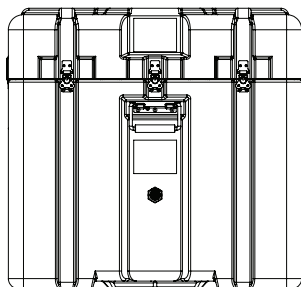
### MODEL NUMBER KEY

**SH26 26-20 06**

Length ————  
Width ————  
Model numbers refer to interior dimensions

Lid ————  
Base ————

## SH2626-2006 Side and End Profile



Nominal INT Dimension	26.0"L x 26.0"W x 26.0"D 660L x 660W x 660D mm
Base Depth	20.0" 508 mm
Lid Depth	6.0" 152 mm
Nominal EXT Dimension	29.5"L x 29.5"W x 27.7"D 749L x 749W x 703D mm
Approx. Weight	37.0 lbs 16.8 kg
Features	<ul style="list-style-type: none"> <li>• Hinged lid</li> <li>• Textured plastic handles (4)</li> <li>• PRV</li> </ul>