



**STRONGHOLD<sup>®</sup> Cases from Gemstar<sup>®</sup> offer MIL-STD durability and airtight protection for high-value cargo. Featuring rotationally-molded double walls and thick corners STRONGHOLD is the choice for rugged, versatile and dependable protection.**

**Standard Features**

- Rotationally molded, double-walled durability
- IP67 rated; watertight, airtight and dust-proof with automatic pressure relief valve
- Meets or exceeds MIL-STD 810F and meets military LLRC standards\*
- Recessed, heavy-duty black stainless steel hardware
- Field serviceable hardware
- Spring-loaded handles
- Tongue & groove construction with gasket
- Interlocking, stackable design
- Choice of 10 standard colors
- Guaranteed Performance\*

\* See website for guarantee details, complete certifications and test procedures.

**Standard Models**

- SH2216-0505
- SH2216-0704
- SH2216-1104
- SH2216-1404
- SH2216-1504

**Standard and Custom Options**


- Offering a robust selection of custom features, colors, and sizes. For more information visit **Gemstarmfg.com**, or contact your local Distributor or Sales Manager.

**Standard Color Options\*\***



\*\* Colors are approximate and are for visual purposes only.

**SH2216-0505** Top Profile

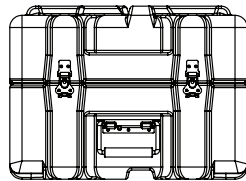
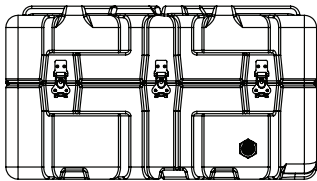


MODEL NUMBER KEY

**SH22 16-05 05**

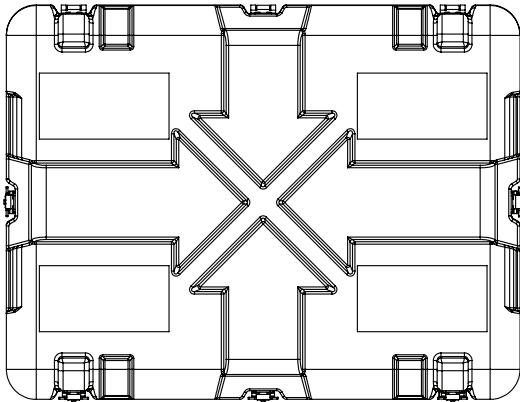
Length ———— Lid  
Width ———— Base  
Model numbers refer to interior dimensions

**SH2216-0505** Side and End Profile



Nominal INT Dimension	22.0"L x 16.0"W x 10.8"D 558L x 406W x 274D mm
Base Depth	5.6" 143 mm
Lid Depth	5.2" 131 mm
Nominal EXT Dimension	25.5"L x 19.5"W x 11.9"D 647L x 495W x 302D mm
Approx. Weight	21.2 lbs 9.6 kg
Features	<ul style="list-style-type: none"> <li>• Removable lid</li> <li>• Stainless steel handles (2)</li> <li>• PRV</li> </ul>

**SH2216-0704** Top Profile

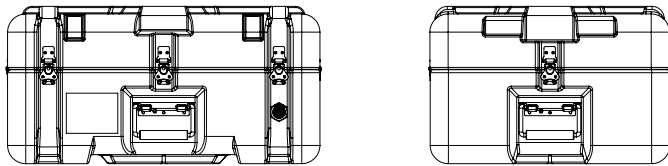


MODEL NUMBER KEY

**SH22 16-07 04**

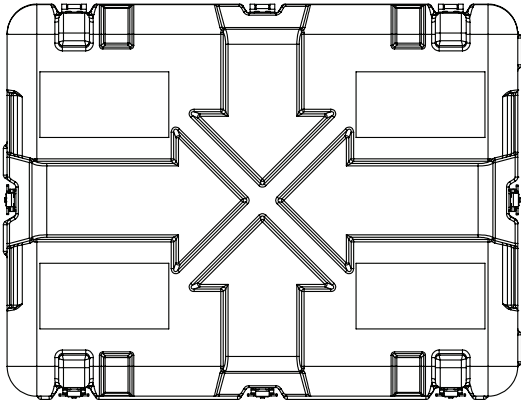
Length ———— Lid  
Width ———— Base  
Model numbers refer to interior dimensions

**SH2216-0704** Side and End Profile



Nominal INT Dimension	22.8"L x 16.8"W x 11.1"D 579L x 426W x 281D mm
Base Depth	7.0" 177 mm
Lid Depth	4.1" 104 mm
Nominal EXT Dimension	25.6"L x 19.6"W x 13.0"D 650L x 497W x 330D mm
Approx. Weight	20.6 lbs 9.3 kg
Features	<ul style="list-style-type: none"> <li>• Hinged lid</li> <li>• Textured plastic handles (2)</li> <li>• PRV</li> </ul>

**SH2216-1104 Top Profile**

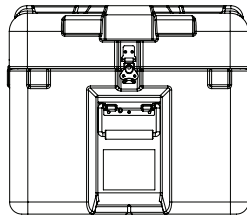
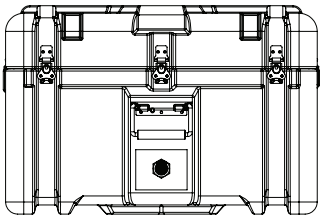


MODEL NUMBER KEY

SH22 16-11 04

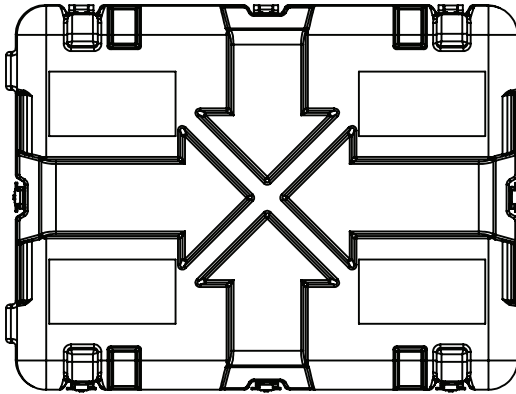
Length ———— Lid  
Width ———— Base  
Model numbers refer to interior dimensions

**SH2216-1104 Side and End Profile**



Nominal INT Dimension	22.8"L x 16.8"W x 15.2"D 579L x 426W x 385D mm
Base Depth	11.1" 281 mm
Lid Depth	4.1" 104 mm
Nominal EXT Dimension	26.1"L x 20.0"W x 17.1"D 662L x 508W x 434D mm
Approx. Weight	24.0 lbs 10.9 kg
Features	<ul style="list-style-type: none"> <li>• Hinged lid</li> <li>• Textured plastic handles (4)</li> <li>• PRV</li> </ul>

**SH2216-1404** Top Profile

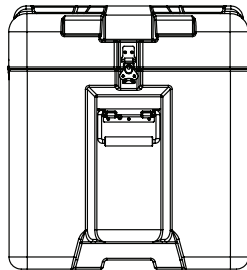
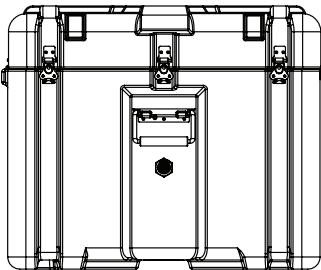


MODEL NUMBER KEY

SH22 16-14 04

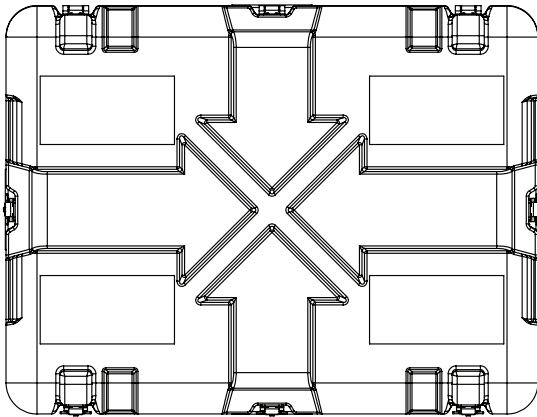
Length ———— Lid  
Width ———— Base  
Model numbers refer to interior dimensions

**SH2216-1404** Side and End Profile



Nominal INT Dimension	22.8"L x 16.8"W x 18.4"D 579L x 426W x 467D mm
Base Depth	14.3" 363 mm
Lid Depth	4.1" 104 mm
Nominal EXT Dimension	25.6"L x 19.6"W x 21.7"D 650L x 497W x 551D mm
Approx. Weight	27.5 lbs 12.5 kg
Features	<ul style="list-style-type: none"> <li>• Hinged lid</li> <li>• Textured plastic handles (4)</li> <li>• PRV</li> </ul>

**SH2216-1504** Top Profile

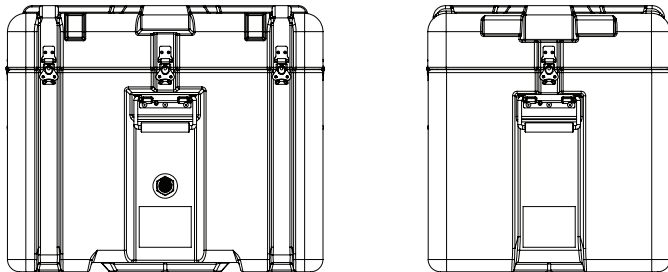


MODEL NUMBER KEY

**SH22 16-15 04**

Length ———— Lid  
Width ———— Base  
Model numbers refer to interior dimensions

**SH2216-1504** Side and End Profile



Nominal INT Dimension	22.8"L x 16.8"W x 19.7"D 579L x 426W x 500D mm
Base Depth	15.6" 396 mm
Lid Depth	4.1" 104 mm
Nominal EXT Dimension	25.6"L x 19.6"W x 22.8"D 650L x 497W x 579D mm
Approx. Weight	26.5 lbs 12.0 kg
Features	<ul style="list-style-type: none"> <li>• Hinged lid</li> <li>• Stainless steel handles (4)</li> <li>• PRV</li> </ul>