

SH2221 Series



**GUARANTEED
PERFORMANCE**

STRONGHOLD[®] Cases from Gemstar[®] offer MIL-STD durability and airtight protection for high-value cargo. Featuring rotationally-molded double walls and thick corners STRONGHOLD is the choice for rugged, versatile and dependable protection.

Standard Features

- Rotationally molded, double-walled durability
- IP67 rated; watertight, airtight and dust-proof with automatic pressure relief valve
- Meets or exceeds MIL-STD 810F and meets military LLRC standards*
- Recessed, heavy-duty black stainless steel hardware
- Field serviceable hardware
- Spring-loaded handles
- Tongue & groove construction with gasket
- Interlocking, stackable design
- Choice of 10 standard colors
- Guaranteed Performance*

* See website for guarantee details, complete certifications and test procedures.

Standard Models

- SH2221-0505
- SH2221-0506
- SH2221-0605
- SH2221-0606

Standard and Custom Options

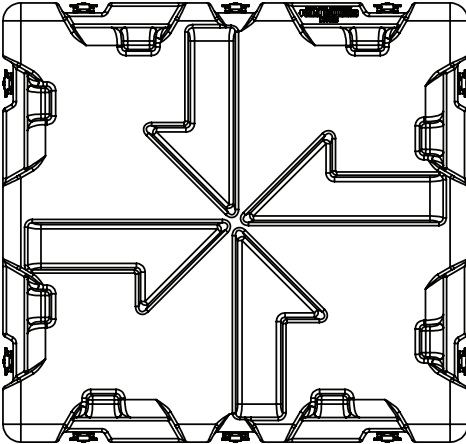
- Offering a robust selection of custom features, colors, and sizes. For more information visit **Gemstarmfg.com**, or contact your local Distributor or Sales Manager.

Standard Color Options**



** Colors are approximate and are for visual purposes only.

SH2221-0505 Top Profile



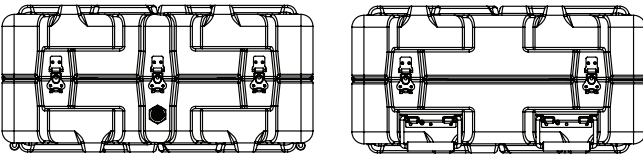
MODEL NUMBER KEY

SH2221-0505

Length ————
Width ————
Model numbers refer to interior dimensions

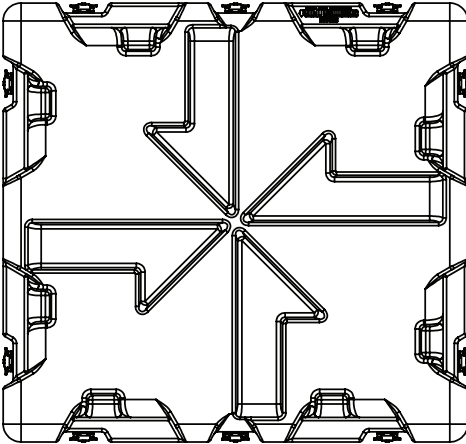
Lid ————
Base ————

SH2221-0505 Side and End Profile



Nominal INT Dimension	22.5"L x 21.1"W x 10.4"D 572L x 535W x 264D mm
Base Depth	5.4" 137 mm
Lid Depth	5.0" 127 mm
Nominal EXT Dimension	26"L x 24.5"W x 12.3"D 660L x 623W x 311D mm
Approx. Weight	23.3 lbs 10.5 kg
Features	<ul style="list-style-type: none"> • Removable lid • Stainless steel handles (4) • PRV

SH2221-0506 Top Profile

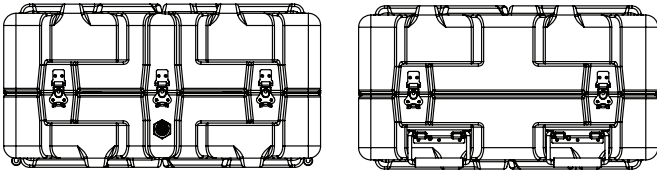


MODEL NUMBER KEY

SH2221-0506


Length ———— Lid
Width ———— Base
Model numbers refer to interior dimensions

SH2221-0506 Side and End Profile



Nominal INT Dimension	22.5"L x 21.1"W x 11.5"D 572L x 535W x 292D mm
Base Depth	5.4" 137 mm
Lid Depth	6.1" 155 mm
Nominal EXT Dimension	26"L x 24.5"W x 13.4"D 660L x 623W x 340D mm
Approx. Weight	24.0 lbs 10.9 kg
Features	<ul style="list-style-type: none"> • Removable lid • Stainless steel handles (4) • PRV

SH2221-0605 Top Profile



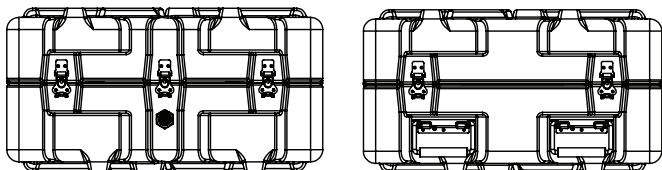
MODEL NUMBER KEY

SH2221-0605

Length ————
Width ————
Model numbers refer to interior dimensions

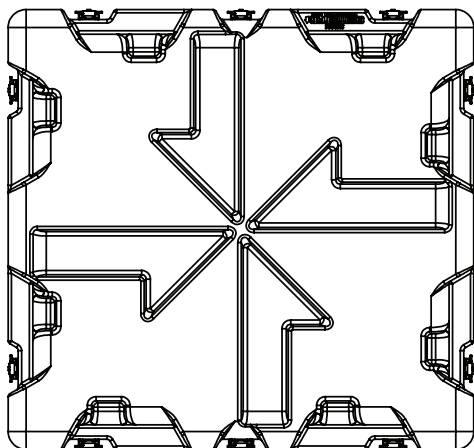
Lid ————
Base ————

SH2221-0605 Side and End Profile



Nominal INT Dimension	22.5"L x 21.1"W x 11.5"D 572L x 535W x 292D mm
Base Depth	6.5" 165 mm
Lid Depth	5.0" 127 mm
Nominal EXT Dimension	26"L x 24.5"W x 13.4"D 660L x 623W x 340D mm
Approx. Weight	24.0 lbs 10.9 kg
Features	<ul style="list-style-type: none"> • Removable lid • Stainless steel handles (4) • PRV

SH2221-0606 Top Profile

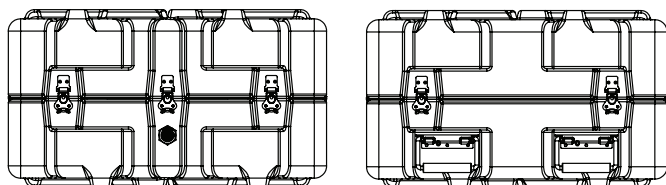


MODEL NUMBER KEY

SH2221-0606

Length ———— Lid
Width ———— Base
Model numbers refer to interior dimensions

SH2221-0606 Side and End Profile



Nominal INT Dimension	22.5"L x 21.1"W x 12.6"D 572L x 535W x 321D mm
Base Depth	6.5" 165 mm
Lid Depth	6.1" 155 mm
Nominal EXT Dimension	26"L x 24.5"W x 14.5"D 660L x 623W x 368D mm
Approx. Weight	24.8 lbs 11.2 kg
Features	<ul style="list-style-type: none"> • Removable lid • Stainless steel handles (4) • PRV